



Administration
of Tashkent
region



CHAMBER OF COMMERCE
AND INDUSTRY
OF UZBEKISTAN



*Empowered lives.
Resilient nations.*

QUYICHIRCHIQ DISTRICT INVESTMENT OPPORTUNITIES



Reasons to invest in the **Quyichirchiq district!**



This district is located close to Tashkent City, the capital of Uzbekistan, producing raw materials and other outputs.



There are state guarantees, and the possibility of acquiring state property assets at a 'zero' purchase price.



There is a convenient package of preferential terms and exemptions for investors, provided within the framework of special economic and small industrial zones.



There is a large resource base for the intensive development of agricultural production and food industry.



The district has an extensive road network, and convenient locations for storing and exporting fresh and processed fruit and vegetable products.



There are unique opportunities for establishing agricultural and tourist clusters, based on the development of fish breeding and winemaking.

Content:

- ④ Basic information and demographic indicators
- ⑥ Transport, transit and logistics
- ⑧ Economic indicators
- ⑩ Structure of the economy, taxes and finance
- ⑫ Agriculture
- ⑭ Horticulture, greenhouse business and winemaking
- ⑯ Agrotourism
- ⑰ Privatization and state property rental
- ⑲ Small industrial zones
- ⑳ Free economic zones
- ㉑ Investment projects
- ㉓ Background information



Welcome to **The Quyichirchiq District!**

Following an initiative by the President of the Republic Uzbekistan Shavkat Miromonovich Mirziyoyev, specific measures have been taken to promote the Republic's industrialization and regional development. This has been based on the wide application of quality standards and modern equipment, resource-saving technology, growing the rate of local raw material's advanced processing, and other factors.

The attraction of foreign investment into regions of the Uzbekistan which possess great economic potential is a critical issue, requiring special attention and a new approach to addressing issues of regional, social and economic development.

This handbook has been prepared to provide information about the natural, climatic, transport, logistical and other advantages of the Quyichirchiq district of the Tashkent region. It also provides the primarily-international business community with necessary and useful information about economic opportunities and prospects for investing in projects within the Quyichirchiq district, especially in areas including fish breeding, greenhouse businesses, intensive horticulture, the processing of agricultural products, and other areas.

We sincerely hope the information provided will help both potential foreign investors and local companies assess Quyichirchiq district's economic potential, and find promising sectors for investments.

*Chairman of the Chamber of
Commerce and Industry of
Uzbekistan*



Adham Ikramov

*Governor of Tashkent region
of the Republic of Uzbekistan*



Gulomjon Ibragimov

Baseline information

The Quyichirchiq district is located in the Eastern part of the Tashkent region of the Republic of Uzbekistan.

Its total area is 600 sq.km
Its border length is 143.3 km

It borders five capital region districts, including:

Yangiyol (with a 36.0 km border),
Akkurgan (with a 27.9 km border),
Chinaz (with a 27.9 km border),
Orta Chirchiq (with a 28.9 km border),
Zangiata (with a 3.7 km border)It also shares an 18.0 km border with the Syrdarya region.

**Administration of Quyichirchiq district:
1, Navkiron str., Dustobod, 110900,**

Phone: 0 370 56-72-080
Fax: 0 370 56-72-080
E-mail: quyichirchiq.t@umail.uz
Website: www.quyichirchiq.uz

'Single window' centre
1, Navkiron str., Dustobod, 110900,
E-mail: YADM_2016@umail.uz
Phone: 0-370-56-72-079



www.quyichirchiq.uz

Its timezone is +5 GMT
Asia/Samarkand

Distance:

It is 66.3 km to the Tashkent city center.
49.1 km to the Nurafshon administrative center of the Tashkent region.



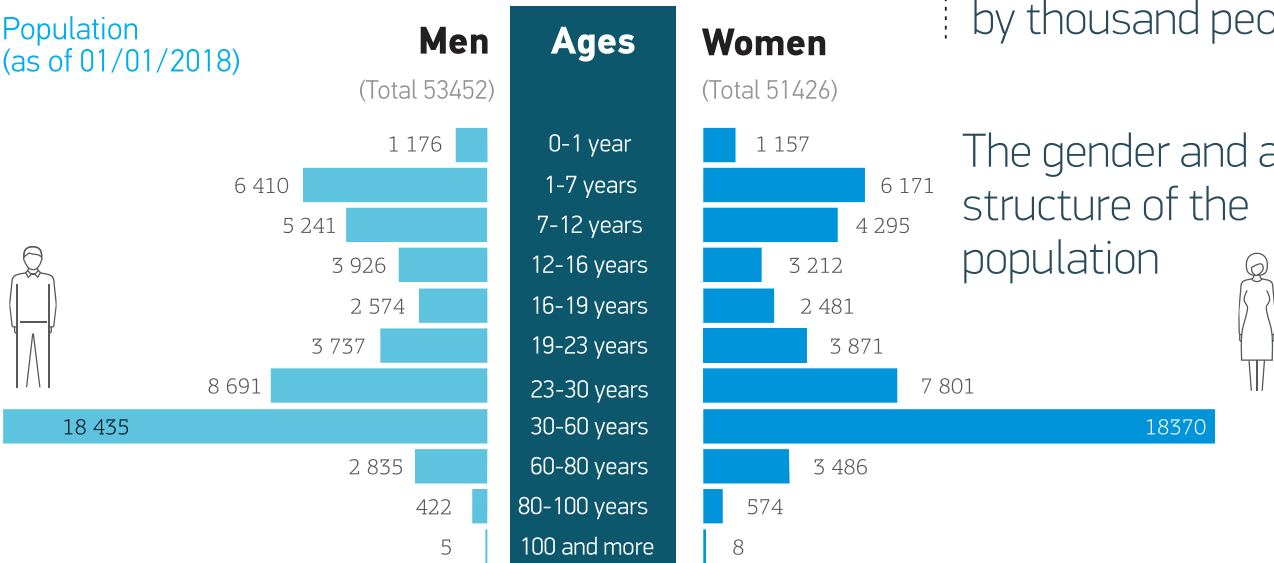
The district's administrative center is Dustobod, with about 16.000 residents.

Demographic indicators

The total population
104.9
by thousand people

The gender and age structure of the population

Population
(as of 01/01/2018)



Employment index // (by thousand people)



Natural population growth

■ Total population
■ Natural growth
■ Growth rate, compared to the previous year (%)

Year	Total population	Natural growth	Growth rate, compared to the previous year (%)
1991	87300	1671	99.4
2000	94752	1152	100.7
2010	99115	1394	101.2
2016	103882	1646	101.2
2017	104878	1486	100.9



Employment by industry (%)

	Agriculture	25.9
	Industry	19.8
	Construction	9.3
	Trade	11.4
	Shipping and storage	5.2
	Education	6.3
	Health and social protection	3.9

Transport, transit and logistics

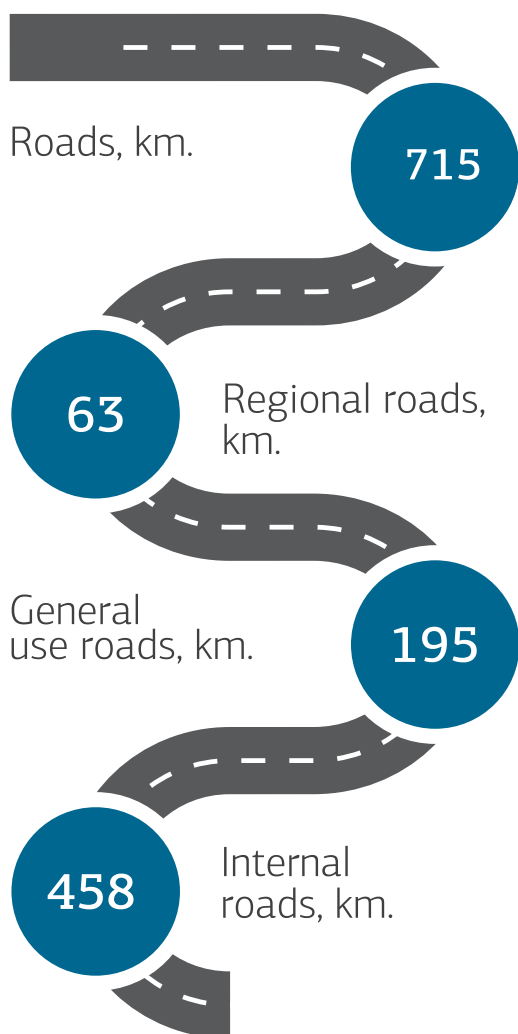
The Quyichirchiq district is located within a one-hour vicinity from important traffic routes and hubs and has access to Tashkent's markets and the Nurafshon city administrative center of Tashkent region. It also has access to the region's industrial centers including the Bekabad, Almalyk, Okhangaron and Angren cities, where the industrial giants of the mining and metal sectors, coal production, power generation and others are all located.

An agricultural and logistical center has been established, ensuring facilities for the

freezing, drying, packaging and storing of fruit and vegetable products are all available.



TRANSPORT INFRASTRUCTURE




The district has unique road and transport opportunities and logistical resources for the long-term storage of seasonal fruits and vegetables.

The district has:

7 storage facilities  for agricultural products

5 warehouses holding  
 **3180 tons**

2 cold chambers holding
 **3200 tons**

 **Jizzakh** 
153 km.

Kazakhstan

● Shymkent ▲

The third largest city in Kazakhstan

197 km.



Tashkent
67.3 km.

Chinaz



Dustobod



Nurafshon



Angren



120 km.



Almalyk



73.4 km.



Gulistan



67.5 km.

Tajikistan



Khujand ▲

The second largest city of Tajikistan, Khujand

165 km.

Road across the Kamchik Pass to the Ferghana Valley, through Ferghana, Andijan, Namangan, and then onto Osh

Access

TO LARGE LOGISTIC HUBS

The distance from the district center to the regional center is **45** km







Only **15** km to the nearest railway junction (Chinaz station)



Economic indicators

Main indicators

Agricultural production has great importance in the Quyichirchiq district, accounting for 5.2% of the region's gross yield of agricultural products. However, although agriculture remains the basic sector for the district's economy, in recent years the industry has been growing at a noticeable rate, including in terms of the production of consumer goods.

	//billion UZS		
	2015	2016	2017
 Industrial products	133.5	148.6	159.9
 Consumer goods	93.3	99.4	111.1
 The gross yield of agricultural products	318.1	326.4	440.4
 Capital investments	28.5	32.0	35.5
 Construction works	18.5	16.3	20.3
 Services	103.5	127.7	144.2

Capital investments dynamics

In a fast-growing district economy, investments play an important part wherein the average annual capital investment growth rate is about 110%. The investment structure keeps the trend of decreasing the shares of investments from centralized sources, such as budget funds, state targeted funds, and proceeds from the Children's Sports Development Fund, with a simultaneous increased share of non-centralized invest-

ments. The ratio of these indicators in 2017 was 11.5% and 88.5%.

Whereas the share of loans from commercial banks and other borrowed funds, representing 35.2% of the total investments, increased sharply. Equity funds and domestic savings also predominate, within the structure of non-centralized investments in capital, both lying at 26.2%.

Indicators	Amount of investments (Million UZS)	Growth rate (%)	Share of gross investments (%)		
			2015	2016	2017
Total:	35500	110.8	100.0	100	100
Centralized sources:	4082.5	111.2	20.0	11.5	11.5
Budget funds	603.5	107.9	3.9	1.7	1.7
State targeted funds	2698	110.9	13.3	7.6	7.6
Funds of Children's Sports Development Fund	781	115.1	2.1	2.1	2.2
Non-centralized investments:	31417.5	110.8	80.0	88.5	88.5
Enterprise equity funds	9613.8	111.0	21.4	27.1	27.1
Domestic savings	9299.6	110.9	48.9	26.2	26.2
Foreign direct investments and loans	-	-	1.2	-	-
Loans from commercial banks and other borrowed funds	12504.1	110.6	8.4	35.3	35.2

Foreign trade indicators

Foreign trade turnover

2016
\$2.66
million

Annual Growth:
31%

2017
\$3.49
million

Nominal average salary of workers and officials

//USD



Industry

\$112



Construction

\$239



Communications and informatization

\$272



Finance and insurance

\$417



Education

\$188



Health and social protection

\$155



Other

\$183

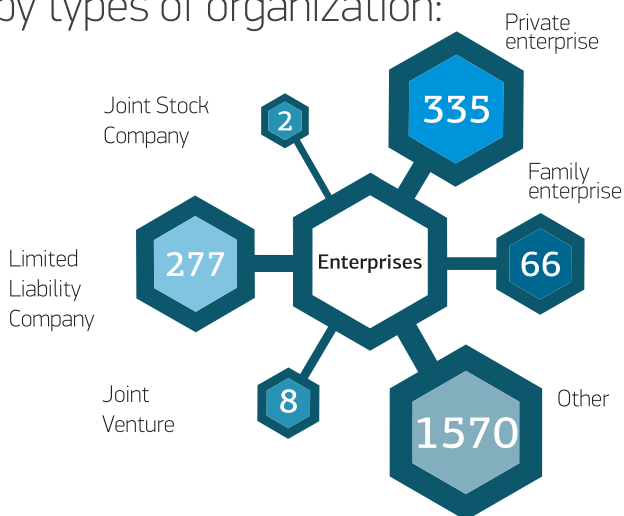
Nominal average salary

Quyichirchiq district
\$202

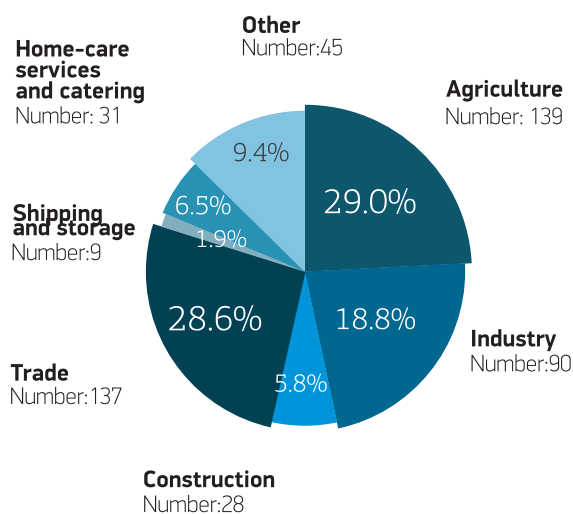
The remaining part of the region **\$272**

Differences to the region **- \$70** ▼

Enterprises, by types of organization:

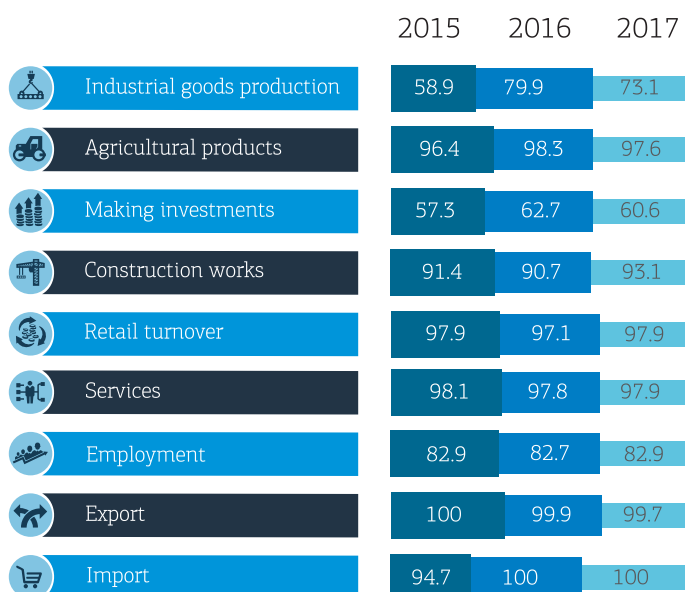


Small business entities by sectors



479 Operating Enterprises

Share of small businesses in production (%)



Economic framework

Industry

The district industry is comprised of **108** enterprises producing relatively small groups of products and materials, based on local raw materials.

The district has two large manufacturing entities



JSC 'Mustaqillik pakhta tozalash zavody'

The enterprises produce



Dairy and meat products,



Confectioneries and grain products,



Wine products,



Fish products and fish meal.



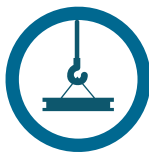
Free economic zone 'Baliq ishlab chiqarish' (Former JSC 'Baliqchi')

They also produce

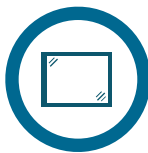
Raw cotton



Reinforced concrete Items




Dry walls



Dry building mixtures



'Sandwich' Panels



Spare parts for agricultural machinery



Furniture



For the rational use of natural raw materials, production and labor capacity, the program of measures for the integrated development of Tashkent region's cities and districts for 2016-2018 is now being implemented.

In particular, more than 600 investment projects are being implemented to establish new and upgrade existing technical and techno-

logical equipment, and to perform the re-equipping of industrial enterprises. Specifically, in the Quyichirchiq district, 35 projects are being implemented on the basis of the wide introduction of measures for modern equipment, ensuring an increase in the volumes of local raw materials being processed within the program.

They include:

Food production



19 projects

Construction



9 projects

Textile and footwear industry



4 projects

In addition, in the nearest future a cotton textile cluster will be created in the district, with a full cycle for processing and producing textile products

Therefore in 2018-2020 there is a plan to implement the project on a cluster organization, which is planned to attract investments for more than

\$59 //million USD.







The estimated cost of the projects is about **\$2.4** //million USD

Tariffs on resources






	Individuals	Legal entities
Electric energy //kWh	\$0.025	\$0.028
Natural gas //m³	\$0.024	\$0.036
Drinking water //m³	\$0.057	\$0.095

Taxes and finance

Main taxes

 Corporate income tax	12%	Enterprises-taxpayers with an annual turnover (revenue) of up to 1 billion UZS (129.000 USD) , after VAT and income tax
 VAT	20%	
 Corporate property tax	2%	turnover tax 4% <i>Note:</i> <i>Enterprises with an annual turnover of over 1 billion UZS in the previous year, or those who have reached the established threshold within a current year, should automatically pay income tax and VAT</i>
 'Dividend tax'	5%	
 Social payment on salary	12%	
 Personal income tax	12%	

The results of banking system reforms, which have been achieved over the past year

-  Access to the conversion of the national currency into a freely-convertible currency is liberalized.
-  Foreign investors have obtained opportunities to repatriate currency without any restrictions.
-  The difference between cash and electronic funds transfer has been abolished.
-  Digital methods of payment transactions have been introduced
-  Any artificial restrictions to handling one's own funds have been eliminated.

The concessional lending of agricultural machinery

In accordance with the Resolution of the President 'On additional measures to further improve the technical equipment of agriculture in Tashkent region,' the targeted fund for financing state procurement of agricultural products and supplying agriculture with technical equipment and access to commercial banks helps the Quyichirchiq district's farms, machine and tractor parks update their current equipment.



The delivery has been performed under a leasing scheme through the JSC 'Uzagroleasing', with an interest rate of no more than 2% of the planned amount per annum, by the start of December each year.

Agriculture

Although agricultural production is mainly performed by farms, a significant share of production is delivered by dehqan farms, and through citizen household plots.

The district crop production tends to increase the gross volumes of rice and leguminous crops production, achieved mainly through crop yield increases. Potato production is stable, with much attention being paid to the development of intensive horticulture and greenhouse business. Livestock breeding has had a positive impact on the development of the livestock industry, including cows, sheep, and poultry farming. The expansion of land plots allocated for forage crops has facilitated this growth. Fish breeding plays an essential role in this area, wherein each district has unique competitive advantages.

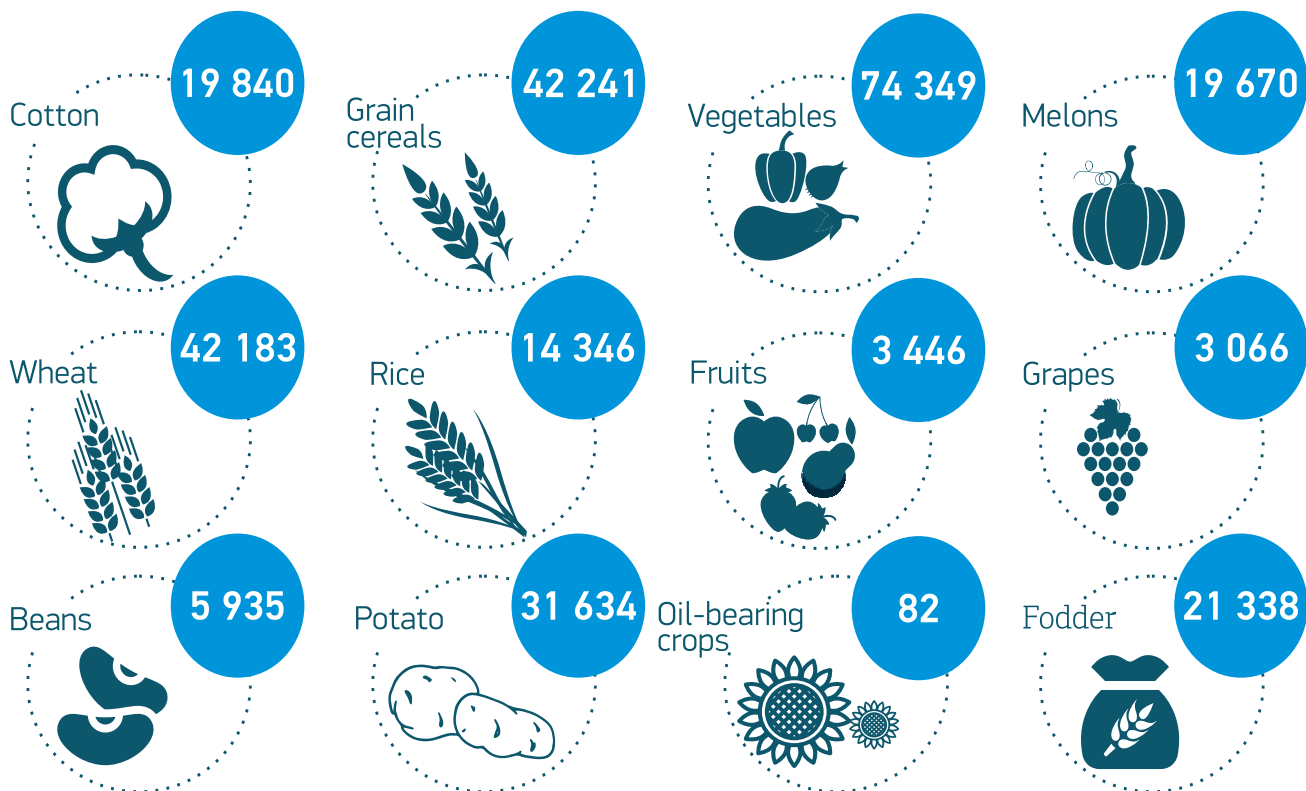
It is expected that large projects will be implemented in livestock breeding. For example, specialists of the 'Gold Agro Standart' LLC are currently building a livestock farm fitted with the latest equipment, where up to 360 tons of meat and meat products will be produced each year.

The volume of agricultural production fully covers the district population's needs, and the remainder of the production can be sent for processing or exporting. Therefore the Quyichirchiq district has significant resources for organizing the trading and processing of vegetables, melons, grapes, potato, rice, chickpeas, beans, milk, eggs and fish.




Agricultural products for 2017

//gross yield in tons



Lands



Agricultural enterprises



There is a total of **675** farms. Farming covers an area of **33 173 Ha**. They include:



29 For livestock Breeding

1 914 Ha



646 For crop Farming

31 259 Ha including:

Cotton and Wheat

538
30 165 Ha

Vegetables and melons

8
61.3 Ha

Viticulture

9
48.1 Ha

Gardening

99
1 024.4 Ha

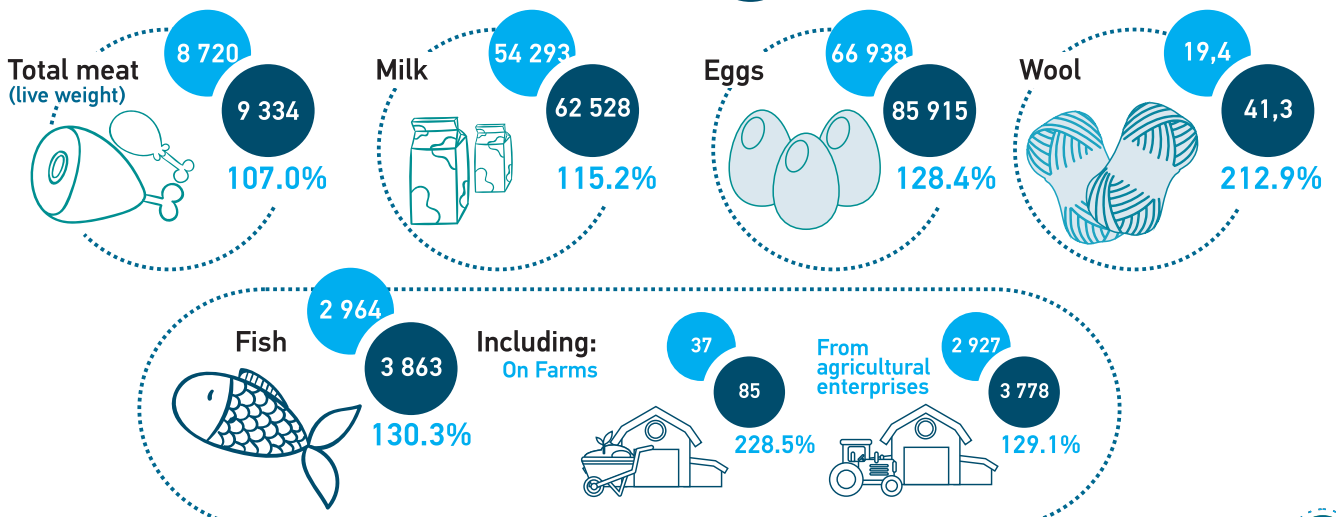
Livestock breeding indicators



Growth rate

Category	2015	2016	2017	Growth rate
Cattle	37 375 units	42 722 units	43 556 units	102.0 %
Including cows	15 487 units	16 622 units	21 160 units	127.3 %
Sheep and goats	1 099 units	11 100 units	13 515 units	121.8 %
Horses	1 659 units	1 666 units	1 792 units	107.6 %
Poultry	386 000 units	423 029 units	455 770 units	107.7 %

Agricultural produce // by tons



Horticulture and greenhouse businesses



There are sufficient reserves within the district to expand areas for food crops grown indoors, where up to three crops can be grown per year. Greenhouses have been priority equipped with up-to-date equipment for automatic watering, climate control, hydroponics and shading. The district provides unique opportunities for installing gas- and coal-fired boilers in greenhouses, making it possible to use cheap coal from the Angren coalmine.

 Cost of natural gas //1M ³	Legal entities \$0.036
--	-------------------------------

Integrated measures implemented in the Quyichirchiq district have aimed to expand the production, storage, processing and exporting of fruit and vegetable produce. In particular, a cluster form of production has been introduced which ensures the formation of a chain, following the principle of 'seeds, seedlings, growing products, harvesting, storage, processing, transportation, market delivery'.

At the same time, fruit and vegetable clusters have been enabled to allowing decisions to be made independently, regarding the location of agricultural crops, the determination of the volume of grown products, their types and varieties, and the use of agricultivation methods which take into account soil and climatic conditions, and their orientation to the demands of domestic and foreign markets.

Foreign experts, engaged in fruit and vegetable clusters have been provided with multiple-entry visas, covering a duration of up to 12 months.

The issuance and renewal of multiple-entry visas to foreign specialists, as well as temporary registration and registration at a place of stay, can be performed without a state fee charged.

The use of advanced technologies in greenhouses from European countries, the Republic of Korea, Turkey, China and Israel in greenhouses, has allowed for an annual yield of no less than 200 tons per year from one hectare.

200 tons per year  from one hectare.



The State provides a number of preferences and exemptions to local and foreign investors involved in the fruit and vegetable sector. They are thereby exempt until January 1, 2021 from all types of taxes and payments, except for the single social payment, with regards to the production of seeds, sprout, seedlings and rootstocks in nurseries and greenhouses.

In addition, imported seeds, seedlings and rootstocks, mineral fertilizers, chemical crop protection agents, modern energy-saving greenhouses and spare parts are also all exempt from customs payments for the same period.

The attraction of credit lines of international financial organizations and institutions has been provided, in order to finance fruit and vegetable clusters.

For example, in early 2018 the World Bank provided a loan for **\$500** million USD

Wine-making

The Quyichirchiq district possesses favorable soil and climatic conditions for developing viticulture, which makes it possible to produce fruitful crop yields. Currently the industry has great opportunities for further development, where an important factor is intensively planted vineyards, the introduction of new irrigation technologies, agricultural measures, and the cultivation of high-yielding grape varieties.


Various grape varieties allow for the production of a range of products, including dried grapes (sultanas), juice and wine. These products are in great demand in foreign markets, hold pride of place at international fairs, competitions and tastings.



Of the **18** technical varieties, **6** are European.



The state register includes:

-  **43** varieties of grapes, including:
 - 18** table varieties
 - 7** sultana varieties
 - 18** technical varieties

These particular varieties build the potential capacity for expanding the vineyard areas, wherein the harvest is in demand in foreign markets. 'White Muscat' prevails in this area.

The increasing ratio of areas for particularly-valuable European technical varieties, such as 'Aleatico', 'Cabernet-Sauvignon', 'Riesling', 'May Black', 'Morastel', 'Muscat', allows for extending the production of wine and related products, which are in demand in domestic and foreign markets.

Local varieties form the main base for growing table grapes, including 'Husayne', 'Black Kishmish', 'Rizamat', 'Kishmish



Exemptions for wine product producers

Until January 1. 2025, wine makers will be exempt from customs payments for imported materials, raw materials, plant protection products, and products imported and used for producing wine products.



Agrotourism



The district has all necessary natural and geographical prerequisites for agritourism, and a rather high agricultural capacity for the sector's development. This process involves the organization of various sports, recreational and cultural and entertainment events within the Quyichirchiq district, based on the development of fishing and fish-breeding. As for territorial aspects, agricultural tourism can be adapted to the appropriate natural and recreational environment and is also considered to be one type of ecological tourism.

Agrotourism, already quite popular in Europe, is gradually gaining popularity among the Uzbek people, who prefer peace, wilderness and ecological cleanness over the complexity and colorfulness of fashionable resorts.

The district offers the following activities for tourists



Here, in the **3 000 Ha** lakes territory, you may find:



Both Uzbekistan citizens and foreign tourists are target segments of the agritourism market, which is based on fishing and fish breeding development:

- ✓ Business people who cannot afford a long vacation due to the nature of their activities ;
- ✓ Children during their holidays, whose parents believe that there is a great concentration of children in summer camps, and consider agritourism to be essential for their children;
- ✓ Foreign visitors who come to the Tashkent region for business and other purposes, and who prefer to stay in quiet places;
- ✓ Transit visitors;
- ✓ Guest tourists who visit the district for nostalgic reasons.





unlimited range of services, including accommodation, catering, recreation and leisure, makes it possible to earn income for each participant in the tourist process. Tourists live a rural way of life for a period of time among the natural landscapes and become acquainted with the values of folk culture, arts and crafts, national songs and dances, local customs, while also taking part in traditional farm work, folk gatherings and festivals.

The development of a fishing complex for agricultural tourism can become one of the promising directions for the development of the Quyichirchiq district economy, contributing to raising the rural population's income level, ensuring employment, and developing social and engineering infrastructure in rural areas.

According to the classical model of agritourism, it should be organized solely through the efforts of fishermen or family members, who attain additional income from this work but who do not accordingly change their production profile. The unique and principal idea, within the district, is to offer client-guest accommodation directly near lakes.

The potential economic impact for the district's residents, resulting from the development of agritourism, is very significant. The



Opportunities for privatization and post-privatization support

Nowadays the Republic implements a particular privatization program. This program aims to achieve the efficient use of production facilities, state assets and business entities with a government share, to form favorable conditions for active investments attraction, and to support the development of new competitive manufacturing, creating new jobs on their basis, and increasing people's employment and livelihood. The applied methods of privat-



ization are flexible, entrepreneurs can acquire facilities both fully and partially, and the property tenant has a priority right to obtain state assets.

An investor can pay for a purchased state asset in installments over 36 months. If an investor pays for the purchased state assets within one month, he obtains a discount for the amount at the refinancing rate of the Central Bank of the Republic of Uzbekistan, which is valid on the date of contract signing.

Investment projects with a price exceeding 50 million USD and with at least 50% of foreign investor's shares can assume the building of external utilities networks at the expense of budgetary funds.

Moreover the preparation of cadastral documentation for state assets, belonging to state owned enterprises, sold to small business entities and private entrepreneurs, and based on executive decisions of the President of the Republic of Uzbekistan and the Cabinet of the Republic of Uzbekistan, are made at the expense of the Tashkent region's budget.

Investors and the payers of single tax payments, are being relieved from the property tax and land tax for 12 months, following the date of signing a purchase agreement.

Long term rent of state assets

MINIMUM RATES for rent.

Purpose of using areas transferred for rent	Minimum annual rate of 1 sqm/UZS	Purpose of using areas transferred for rent	Minimum annual rate of 1 sqm/UZS
Industry	4 100	Hiring articles of a cultural and social nature, for economic usage	11 600
Tractor and agricultural machine engineering	3 300	Intermediary services while selling and buying consumer goods	18 100
Production of furniture, plastic windows and doors	12 300	Material and technical procurement and sales	11 600
Compound feed industry	3 300	Information and computer services	11 600
Printing industry	11 600	Providing services through internet and computer networks	11 600
Dry-cleaning, dyeing, wet washing, and other treatments of clothes and cloth products*	4 900	Real estate operations	11 600
Economic management of industry	11 600	Gathering and storing scrap metal and recyclable materials	6 900
Crop production, including green housing, making up 1 ha	1 646 000	Housing and utilities infrastructure/facilities	6 600
Animal breeding	2 000	Hospitality industry	13 200
Fish breeding, including nursery gardens, making up 1 ha	1 646 000	Domestic services (non-manufacturing)	6 600
Bee-farming 1 ha	1 070 000	Hairdressing salons, photosalons, fashion centers, footwear repair shops	10 000
Veterinary service	4 100	Pawnbrokers	14 900
Other organizations for servicing agriculture	4 100	Healthcare	8 200
Forestry, including orchards, 1 ha	1 646 000	Recreation and tourism	8 200
Automobile infrastructure (fleet of vehicles, fleet of taxis, parking lots, garages and car washes)	4 100	Phyto bar	5 700
Automobile infrastructure	1 100	Entertainment centers	13 200



Provision of land lots and facilities



www.e-auksion.uz



Since May 10th 2018, state assets and real estate property have been sold via electronic trading only, in the form of online auctions on the 'E-IJRO AUKSION' electronic trading platform.

Information about assets being sold can be attained through the Tashkent region territorial administration of The State Committee of the Republic of Uzbekistan for Privatization, Demonopolization and Development of Competition (Phone: (+998 71) 230-41-70, 230-41-80, 230-41-68), as well as one the websites of The State Committee for Privatization, Demonopolization and Development of Competition (privatization.gkk.uz) and 'E-IJROAUKSION' (www.e-auksion.uz)

The rules for participating in electronic trading are stated on the website www.e-auksion.uz

The list of state real estate property in the Quyichirchiq district, sold at the 'zero' purchase value, with investment commitments

The table provides examples of assets valid for the third quarter of 2018. Check all the latest data on the website

Name	Address	Gross area of land (ha)	Occupied by buildings and constructions (sqm)	Investment commitments in USD	Commitments on creating jobs
Buildings and structures of the former kindergarten	The rural settlement 'Nurboy ota'	2	7 110	\$168 000	33
Buildings and structures of the former kindergarten at the school No. 13	MGC 'Kurgoncha makhallasi'	9	9 000	\$389 000	0
Buildings and structures of the former kindergarten	The rural gathering of citizens (RGC) 'Uzbekiston-besh yilligi' and MGC 'Birlik makhallasi'	4	1 200,0	\$714 000	10
Buildings and structures of the former kindergarten at the school No. 24	RGC 'Maidontol', and MGC 'Zhamgirchi makhallasi'	1	1 200,0	\$714 000	50
The old building of school No. 48	RGC 'Istiqlol', and MGC 'Marifat'	3	3 000,0	\$974 000	60
Building and structure of the training and production enterprise	RGC 'Gul', and MGC 'Gul makhallasi'	4	3 960	\$259 000	10
Non-residential building	Mukhammedova St., Dustobod	3	1 600	\$259 000	10
Non-residential building	MGC 'Mashrab'	3	2 900	\$227 000	29
The former building of the municipal gathering of citizens (MGC)	MGC 'Kushek'	2	1 800	\$272 000	17
The three story building of the former hospital	MGC 'Madaniyat'	30	4 700,0	\$6 493 000	50
The former building of the consumer services center	MGC 'Madaniyat'	1	5 100	\$259 000	30
The former shopping centre building	MGC 'Majaniyat'	0	3 200	\$129 000	15

The Quyichirchiq small industrial zone (SIZ)

Established:
August 18, 2017

Land area
3.7 Ha

Gas



Electricity



Water



Small industrial zones (SIZ) have been established at unexploited territories and the unused production facilities of state assets, which have been transferred to local state authorities. The administrative council selects projects for establishing and manufacturing import-substituting and export-oriented finished goods, materials and components, taking into account the economic needs of Tashkent region, as well as the available infrastructure and mineral, raw and agricultural resources.

The Quyichirchiq district SIZ was created in 2018 on the basis of the buildings and structures of the Dustobod Tazhriba Mekhanica Zavodi LLC. Active work has been implemented on informing business entities about the available types of import-substituting and export-oriented finished goods, materials and components, suggested the deployment of a SIZ on the territory. These include the means for facilitating the development of business plans for investment projects, for organizing manufacturing on SIZ territory.



\$50 million for co-financing investment projects, in the SIZ of the Tashkent region

Through commercial banks, Uzbekistan's Reconstruction and Development Fund has opened a credit line to the amount of 50 million USD, for co-financing investment projects implemented in the SIZ of the Tashkent region, as refinanced by the National Bank for Foreign Economic Activity of the Republic of Uzbekistan.





Preferences and guarantees for SIZ participants

Rent for up **10** years

Transfer to ownership in case of business plan implementation

State real estate property located on the SIZ territory is provided to business entities for long-term rent, over a period of ten years, with the subsequent granting of ownership in case of the fulfillment of business plans, the creation and retention of jobs, and the timely payment of all taxes and other mandatory payments.

0 rent rate

A zero rent rate has been established for the use of state real estate property on SIZ territory

0 property and income tax // **0** single tax payment // **0** Covering 2 years

SIZ participating organizations are released from the payment of property tax and corporate income tax, as well as from the single tax payment for entities applying to the simplified tax system for a period of two years, starting from the date of taking the decision, to place a business entity on the SIZ territory.

Registration fee **0**

The state registration of the rights on real estate property, located at the SIZ territory, are conducted free of charge by the state enterprises of Land Management and Cadastres.

Free economic zone for fish breeding and processing

The fish industry is one strategic direction for ensuring food security in Uzbekistan. Accordingly, the Program of Measures for the Accelerated Innovative Development of the Fish Industry in the Republic for 2018-2023 is being actively implemented.

Following the measures which have been recently taken, the share of fish breeding within the country's economic structure has been consistently increasing. To create conditions for further developing the fish industry, a number of processes have been implemented on the site. These included refining the system of staff training and retraining, increasing the quality of scientific and innovative researches and works and ensuring large-scale implementation of results in practice in 2018. Additionally, a free-trading zone for the development of fish breeding and processing ('Balik ishlab chikaruvchi', hereinafter referred to as FEZ) was established on the basis of property and land lots, including water reservoirs, of the Quyichirchiq district.

FEZ activity is aimed at:

- Creating breeding fish seed by acclimatization new and approved fish species for the further development of own production, stocking artificial water basins, and providing fish farms;

- Organizing the activity of a modern incubation shop for producing breeding fries, increasing the production of juvenile fish, and modernizing and reconstructing existing ponds for the cultivation of fish seed;

- Strengthening the fodder base by creating modern production facilities for producing balanced and high-protein fodder for domestic needs and fish farms, meeting the need for fodder grain and soybean by sowing grains and oil crops;

- Increasing fish catches through the large-scale introduction of innovative and modern intensive technologies, including the cage method, recirculating the aquaculture system for growing fish, and increasing the yield of artificial water reservoirs;

- Creating modern complexes for fish processing, producing fish products including canned goods, caviar, flour, delicacies, and others, to first and foremost meet the population's demand while also providing products for subsequent export to neighboring countries

- Conducting activities on the laboratory analysis of the hydrochemical composition of water, detecting fish diseases, and their treatment and protection against diseases;

- Organizing scientific research works on implementing innovative ideas, technologies and developments in the processes of growing, catching and processing fish, as well as internships and practical sessions for the students of educational institutions specializing in the fish industry.



During the whole period of FEZ functioning, there exists Special tax, customs and currency exchange regimes on its territory

A functioning period of FEZ

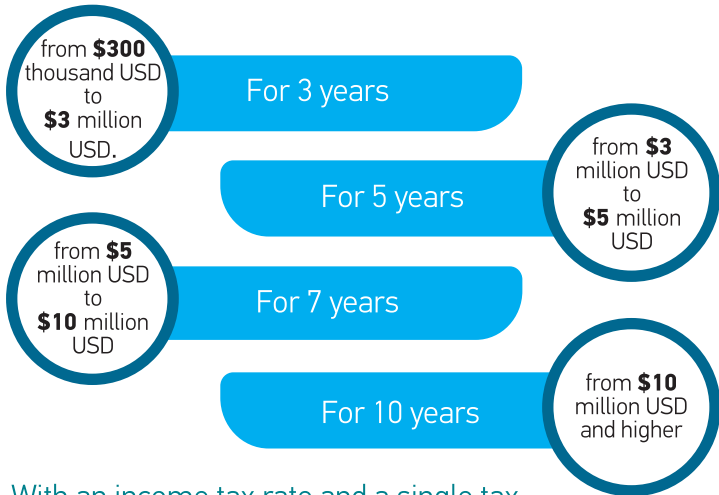
30
years

with a possibility of extension

FEZ participants have single tax and customs regimes, and have been relieved from paying:

- All kinds of taxes
- All kinds of customs charges

The above-mentioned benefits are provided for a period from 3 to 10 years, depending on the amount of investments, including in the equivalent:



With an income tax rate and a single tax payment being 50 percent lower than the current rates for the next five years

Moreover during the whole period of the FEZ's functioning, FEZ participants are relieved from paying customs charges for imported raw materials, materials and components as parts of products, directed to export, and they also have a right to use convenient terms and forms of payments and calculations for exported and imported goods








The JSCIB 'Ipoteka-bank' provides loans for up to five years for establishing and operating fish farms and hatcheries, implementing modern technologies and methods for growing fish, and the phased formation of technological chains for the production of export-oriented and competitive fish products. This is all with a grace period of two years, and at a rate which does not exceed the refinancing rate of the Central Bank of the Republic of Uzbekistan.

Investment projects offered for implementation jointly with foreign investors

Production of construction materials

Organization of metal structures production




-  **Project initiator:**
OOO «URBAN STEEL INDUSTRY»
-  **Project cost:**
\$ 3 543 000
-  **Annual production capacity in volume terms:**
900 tons
-  **Export capacity per year:**
\$ 100 000
-  **Jobs:**
50

Production of construction materials

Manufacturing glass products



-  **Project initiator:**
OOO «CASTING GLASS»
-  **Project cost:**
\$ 1 500 000
-  **Annual production capacity in volume terms:**
10 000 pieces
-  **Annual production capacity in monetary terms:**
\$ 1 298 000
-  **Jobs:**
40

Production of construction materials

Manufacturing aerated concrete products



-  **Project initiator:**
OOO «TOSHKENT GAZOBETON»
-  **Project cost:**
\$ 150 000
-  **Annual production capacity in volume terms:**
14 000 m³
-  **Annual production capacity in monetary terms:**
\$ 103 000
-  **Jobs:**
20

Organization of the production of sandwich panels and panels made of polystyrene foam



- Project initiator:**
OOO «YASHNA DEMEY GROUP»
- Project cost:**
\$ 1 666 000
- Annual production capacity in volume terms:**
2200 m³
- Annual production capacity in monetary terms:**
\$ 1 171 000
- Export capacity per year:**
\$ 100 000
- Jobs:**
40

Production of ceramic and sand-lime bricks



- Project initiator:**
OOO «SANDIRON CERAMICS»
- Project cost:**
\$ 300 000
- Annual production capacity in volume terms:**
7 200 000 pieces
- Annual production capacity in monetary terms:**
\$ 1 800 000
- Jobs:**
45

Production of putty, paints and lacquers



- Project initiator:**
ЧП "АБДУХОЛИК РИСОЛАТ ФАЙЗ"
- Project cost:**
\$ 81 250
- Annual production capacity in volume terms:**
2 400 tons
- Annual production capacity in monetary terms:**
\$ 218 000
- Export capacity per year:**
\$ 95 000
- Jobs:**
20

Investment projects offered for implementation jointly with foreign investors

Food industry

Organization of a refrigerating chamber based on modern technologies



- Project initiator:**
OOO «MODERN AGRICULTURE AND INNOVATION SYSTEMS»
- Project cost:**
\$ 2 110 000
- Annual production capacity in volume terms:**
2000 tons
- Export opportunities in volume terms:**
1000 tons
- Jobs:**
50

Food industry

Starch production based on the use of rice cleaning wastes



- Project initiator:**
OOO «SILVER WIND»
- Project cost:**
\$ 1 250 000
- Annual production capacity in volume terms:**
100 000 tons
- Annual production capacity in monetary terms:**
\$ 389 000
- Jobs:**
30

Consumer goods industry

Production of footwear made of genuine leather



- Project initiator:**
OOO «SD IDEAL»
- Project cost:**
\$ 231 000
- Annual production capacity in volume terms:**
10 000 pieces
- Annual production capacity in monetary terms:**
\$ 130 000
- Export capacity per year:**
\$ 53 000
- Jobs:**
70

Agriculture

**Organization of :
fruit and vegetable
production in greenhouses meat and dairy
products manufacturing**



- Project initiator:**
OOO «KING ROAD AGRO-ANIMAL»
- Project cost:**
\$ 5 000 000
- Annual production capacity
in monetary terms:**
\$ 1 662 000
- Export capacity per year:**
\$ 800 000
- Jobs:**
500
- Annual production capacity
in volume terms:**
 100 tons 1000 tons

Food industry

Production of canned foods from green peas, corn and beans



- Project initiator:**
OOO «AGRO CONSERVA BUSINESS»
- Project cost:**
\$ 1 850 000
- Annual production capacity
in volume terms:**
2 000 thousand cans
- Annual production capacity
in monetary terms:**
\$ 1 006 000
- Jobs:**
37

Agriculture

Organization of a livestock complex for cattle



- Project initiator:**
OOO «PROMEAT»
- Project cost:**
\$ 3 800 000
- Annual production capacity
in volume terms:**
10 thousand head of cattle
- Annual production capacity
in monetary terms:**
\$ 1 363 600
- Jobs:**
50

Investment projects offered for implementation jointly with foreign investors

Agriculture

Creation of a livestock farm



- Project initiator:**
OOO «AZIYA MILK BEST»
- Project cost:**
\$ 2 250 000
- Annual production capacity in volume terms:**
10 000 TH MЯCA
- The project plans to expand the current livestock farm**
- Jobs:**
20

Agriculture

Creation of a modern greenhouse



- Project initiator:**
OOO «AL-BARAKAH AGRO»
- Project cost:**
\$ 1 200 000
- Annual production capacity in volume terms:**
450 tons
- Annual production capacity in monetary terms:**
\$ 175 000
- Export capacity per year:**
\$ 150 000
- Jobs:**
20

Agriculture






Creation of an intensive orchard



- Project initiator:**
OOO «KUYI CHIRCHIK AGRO BIZNES»
- Project cost:**
\$ 450 000
- Annual production capacity in volume terms:**
200 tons
- Annual production capacity in monetary terms:**
\$ 65 000
- Export capacity per year:**
\$ 45 000
- Jobs:**
20

Creation of a live-stock farm



-  **Project initiator:**
ФХ «ALISHER IDEAL CHORVADOR»
-  **Project cost:**
\$ 150 000
-  **Annual production capacity in volume terms:**
5 000 tons
-  **The project plans to expand the current livestock farm**
-  **Jobs:**
20






Production of bicycles and parts by creating technoparks



-  **Project initiator:**
ООО "YA MEI GONG YE YUAN" (Китай)
-  **Project cost:**
\$ 80 000 000
-  **Annual production capacity in volume terms:**
2 000 thousand units
-  **Annual production capacity in monetary terms:**
\$ 67 500 000
-  **Export capacity per year:**
\$ 33 750 000
-  **Jobs:**
more than 2000

Organization of a wholesale center



-  **Project initiator:**
ООО «DUSTOBOD OLTIN TOLA»
-  **Project cost:**
\$ 688 000
-  **Annual production capacity in monetary terms:**
\$ 265 500
-  **Export capacity per year:**
\$ 105 000
-  **Jobs:**
43

Useful links

Units of the Administration of the Tashkent region



Secretariat for Industrial Development, Regional Economy and Enterprise Development
110500, Nurafshon, Tashkent, Tashkent, 90
Phone: 232-80-84
e-mail: i.kasimov@toshvil.uz

Secretariat for Tourism Development
110500, 90 Toshkent yuli St., Nurafshon
Phone: 232-80-62
e-mail: b.ruxitdinov@toshvil.uz

Secretariat for Infrastructure, Community Facilities and Public Services Development
110500, Nurafshon, Tashkent, Tashkent, 90
Phone: 232-80-46
e-mail: sh.islamov@toshvil.uz

Secretariat for Agriculture and Water Sector
110500, 90 Toshkent yuli St., Nurafshon
Phone: 232-80-57
e-mail: a.baltabojev@toshvil.uz

Secretariat for Investments, Innovations, Assistance to Privatized Enterprises, Development of Free Economy and Small Industrial Zones
110500, Nurafshon, Tashkent, Tashkent, 90
Phone: 232-80-46
e-mail: b.egamov@toshvil.uz

Group of Expert Assistance and Support to the Development of Business Environment and Entrepreneurship
110500, 90 Toshkent yuli St., Nurafshon
Phone: 232-80-78
e-mail: m.niyazmuxamedov@toshvil.uz

Main Department of Economy and Integrated Regional Development
100060, 42 Shakhrisabz St., Mirabad district
Phone: 0 371 233-01-26
e-mail: jamlama@umail.uz

Department of Agriculture and Water Resources
100060, 77 Nukus St., Mirabad district
Phone: 0 371 255-82-05
e-mail: toshkentv@qsv.uz
Website: agro.uz

Department of Land Resources and State Cadaster
111800, 23 Mustaqillik St., Eshonguzar kurgan, Zangiatskiy district
Phone: 0 371 230-56-11, 230-56-12
e-mail: tvkad@inbox.uz
Website: tvkad.uz

Main Department of Architecture and Building
100123, 383 Chosh-tepa St., Sergelinskiy district
Phone: +998 95 145-28-80
e-mail: toshvilakbb@mail.ru
Website: davarh.uz

Territorial Department of the State Committee of Uzbekistan for Assistance to Privatized Enterprises and Development of Competition
100000, 42 Shakhriyabskaya St., Tashkent
Phone: 0 (371) 230-41-77
e-mail: tashreg@gki.uz
Website: gkk.uz

State Tax Committee
100090, 79A Bobur St., Yakkasaray district
Web-site: soliq.uz
Phone: 0 371 150-49-54
e-mail: toshkentobl@soliq.uz

The Chamber of Commerce and Industry of the Republic of Uzbekistan

Being a non-governmental non-profit organization, the Chamber of Commerce and Industry (CCI) unites business entities.

In 2017, the CCI system was reformed with the implementation of new approaches to support business development. Accordingly, a fundamentally new system was created for protecting the rights and legitimate interests of business entities, with effective mechanisms being established for conducting a dialogue with businesses, primarily in regions, cities and districts.

The list of main CCI activities includes assistance to local entrepreneurs in attracting foreign investments, exporting products to foreign markets, establishing cooperation with foreign companies, providing legal support and legal protection of business entities, improving the skills of personnel for entrepreneurship, and supporting the interaction of entrepreneurs with state bodies, banking and financial organizations, and elements of market infrastructure.



Chamber of Commerce and Industry of the Republic of Uzbekistan

100047, 4 Temur Avenue, Block 6, Tashkent

Phone: +998 71 150-60-06, 232-09-01

Fax: +998 71 232-09-03

E-mail: info@chamber.uz

Website: chamber.uz

Branch of the Chamber of Commerce and Industry in Tashkent region

118 Kora-suv St., Tashkent

Phone: (8-371) 150-91-01, (8-371) 230-78-39

E-mail: tv@chamber.uz

Website: tshv.chamber.uz

QUYICHIRCHIQ DISTRICT INVESTMENT OPPORTUNITIES

This guide was developed and published with the support of the joint project of the Chamber of Commerce and Industry of the Republic of Uzbekistan and the UNDP Project "Business Climate Improvement in the Regions of Uzbekistan".

The views, statements, analysis and conclusions outlined in this publication belongs to the authors and express only their views and does not constitute the official view of the United Nations, including UNDP or UN member countries. Accuracy of the provided data in the publication is sole responsibility of the authors.

The designations employed and the presentation of material on the maps used in this publication do not imply the expression of any opinion whatsoever on the part of the Secretariat of the United Nations or UNDP in Uzbekistan concerning the legal status of any country, territory, city or area, or of its authorities, or concerning the delimitation of its frontiers or boundaries.

The electronic version of the guide is available on the Internet at the website of the United Nations Development Programme in Uzbekistan (www.uz.undp.org) and the Chamber of Commerce and Industry (www.chamber.uz).

The figures in the guide, including prices, salary levels, rent and other rates, as well as data on assets for rent and investment projects, are all relevant at the time of this publication's preparation (August 2018).

