



# INVEST IN **UZBEKISTAN**

2019



**SARDOR UMURZAKOV**

Minister of Investments and Foreign Trade  
of the Republic of Uzbekistan

"Ministry of Investments and Foreign Trade, as the authorized state body responsible for the state investment policy implementation, will take further measures to improve investment climate as well as make our country more attractive for foreign investors."



**ADKHAM IKRAMOV**

Chairman of the Chamber of Commerce  
and Industry of the Republic of Uzbekistan

"The Chamber of Commerce and Industry, as the largest business support organisation in our country, provides full assistance to foreign companies in entering into the Uzbek market and finding relevant local partners."



**Ministry of Investments and Foreign Trade**

Website: <https://mift.uz/>

Tel: +998 (71) 238-50-00; +998 (71) 238-50-05

E-mail: [info@mift.uz](mailto:info@mift.uz)

Facebook: <https://www.facebook.com/mift.uz/>



**Chamber of Commerce and Industry**

Website: <http://chamber.uz/>

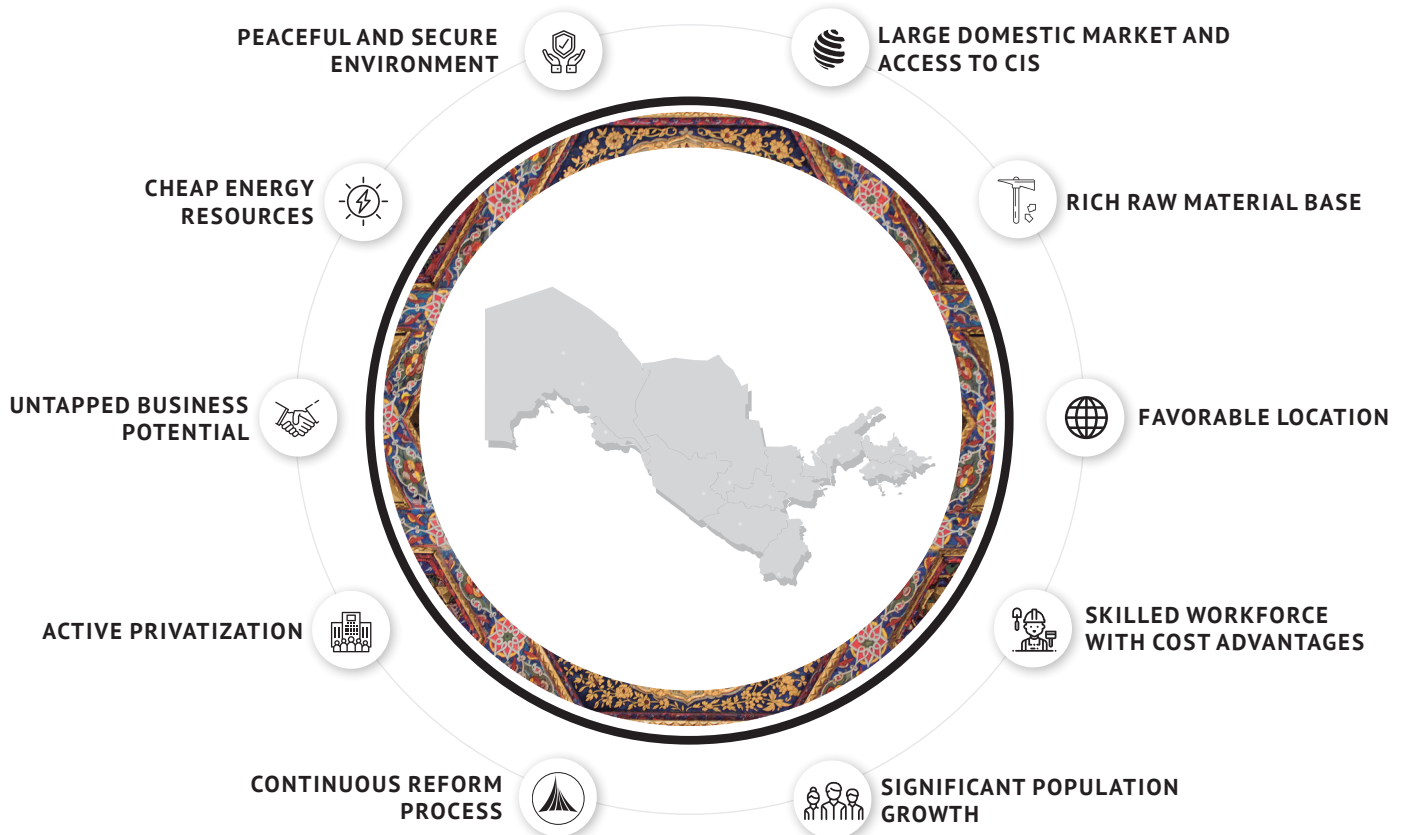
Tel: +998 78 150-60-06

E-mail: [info@chamber.uz](mailto:info@chamber.uz)

Facebook: <https://www.facebook.com/uzchamber/>



# 10 REASONS to invest in Uzbekistan



# INFORMATION ABOUT UZBEKISTAN



**REGION**

Central Asia



**POPULATION**

33,2 MLN

INVEST IN UZBEKISTAN



## TERRITORY

447 400 sq. km



## CURRENCY

sum (UZS), 1 USD = 8 535 UZS



## NATURAL RESOURCES

natural gas, oil, gold, silver, uranium, molybdenum, tungsten, coal, copper, zinc, etc.



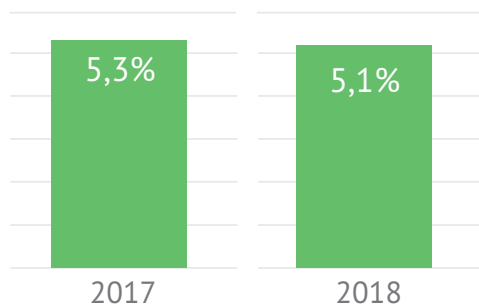
## LANGUAGES

Uzbek  
Russian  
English

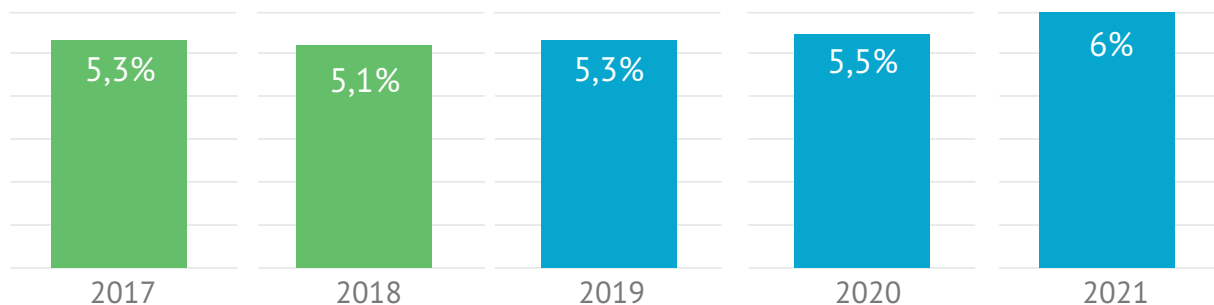


# KEY MACROECONOMIC INDICATORS

GDP GROWTH



WORLD BANK'S FORECAST



INVEST IN UZBEKISTAN

**Fitch**Ratings

**BB-**

Rating with stable  
outlook

**STANDARD  
& POOR'S**

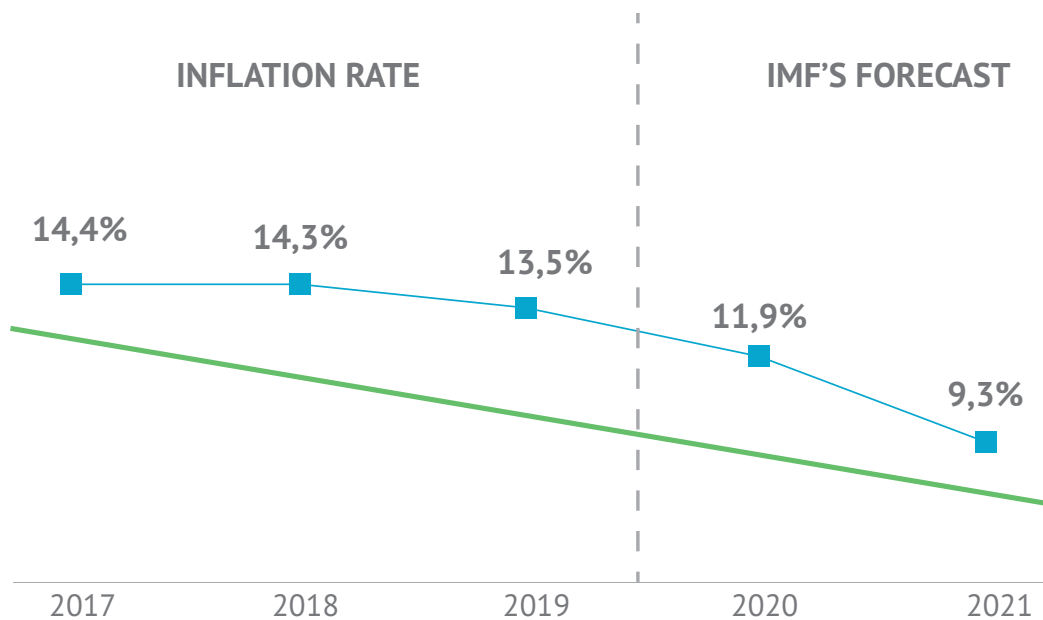
**BB-**

Long term foreign  
currency rating

**MOODY'S**

**B1**

Long term issuer  
rating



Gold Reserves  
\$27 billion



National Debt  
23,7% to GDP

# COOPERATION WITH FOREIGN INVESTORS



**456** projects are being implemented with **\$23** billion in foreign investment

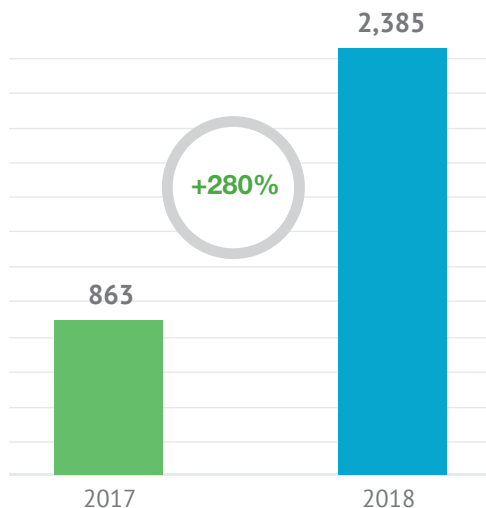


Bilateral investment protection treaties are arranged with **51** countries



Treaties to avoid double taxation are arranged with **51** countries

Joint and foreign companies registered in 2017-2018:



Exemption from taxes

Exemption from customs

Free use of land



Free Economic Zones

**21**

General

10

Pharmaceutical

8

Fish-farming

1

Tourism

1

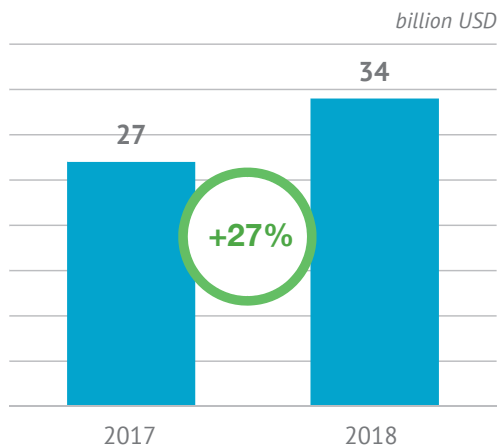
Agriculture

1



# FOREIGN TRADE RELATIONS

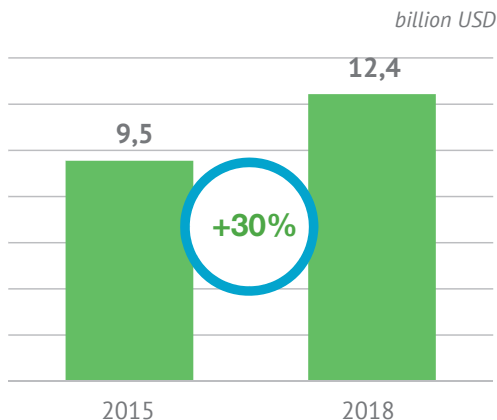
Foreign trade turnover



WORLD TRADE  
ORGANIZATION

Uzbekistan has started  
the process of joining  
the World Trade Organization

Foreign trade turnover with  
CIS countries:



Uzbekistan is a member of the  
Free Trade Area of CIS countries,  
with a population of 300 million



# INVESTMENT PROTECTION AND SUPPORT



Government guarantees investment protection



Governmental bodies do not have the right to interfere in investor activities



Investments and other assets of investment activity are not subject to nationalization



Investors have the right to own, use and dispose of objects and results of investments, as well as to reinvest

Prime Minister's  
Reception Offices  
for Entrepreneurs

[WWW.BUSINESS.GOV.UZ](http://WWW.BUSINESS.GOV.UZ)



Ministry of Justice

[WWW.MINJUST.UZ](http://WWW.MINJUST.UZ)



Tashkent International  
Arbitration Centre

[WWW.TIAC.UZ](http://WWW.TIAC.UZ)



# GOVERNMENT STIMULATES INVESTMENT ACTIVITY BY:



Business  
Ombudsman

[WWW.BIZNESVAKIL.UZ](http://WWW.BIZNESVAKIL.UZ)



Creating a favorable  
investment climate for  
investment activities



Ministry of  
Investments  
and Foreign Trade

[WWW.MIFT.UZ](http://WWW.MIFT.UZ)



Protecting investors'  
rights and legitimate  
interests



Granting tax and  
custom benefits, as  
well as preferences  
for terms determined,  
depending on type of  
activity and volume of  
investments



Chamber of Commerce  
and Industry

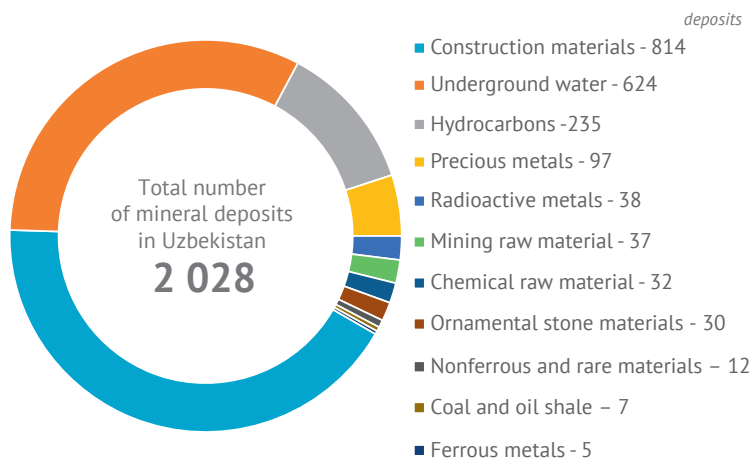
[WWW.CHAMBER.UZ](http://WWW.CHAMBER.UZ)



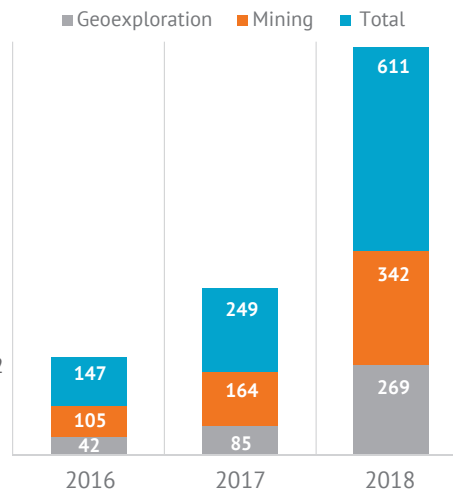


## Mining Industry

State balance of Uzbekistan's mineral reserves:



The number of issued licenses



Uzbekistan is among the world's **top 10** producers of gold, uranium, gas, copper, potash, phosphates, and other materials.

Number of issued licenses – **1,800**



## Oil and Gas Industry



**108**

highly qualified specialists



**125**

oil fields



**210**

fields with free gas deposits



**10**

million tons of oil refinery capacities



**13,5**

km of main gas pipelines



**180**

subsidiary companies



**60**

billion cubic meters of gas annually



**6,5**

billion in foreign investments to the projects in the last 3 years



**15%**

of GDP



**60**

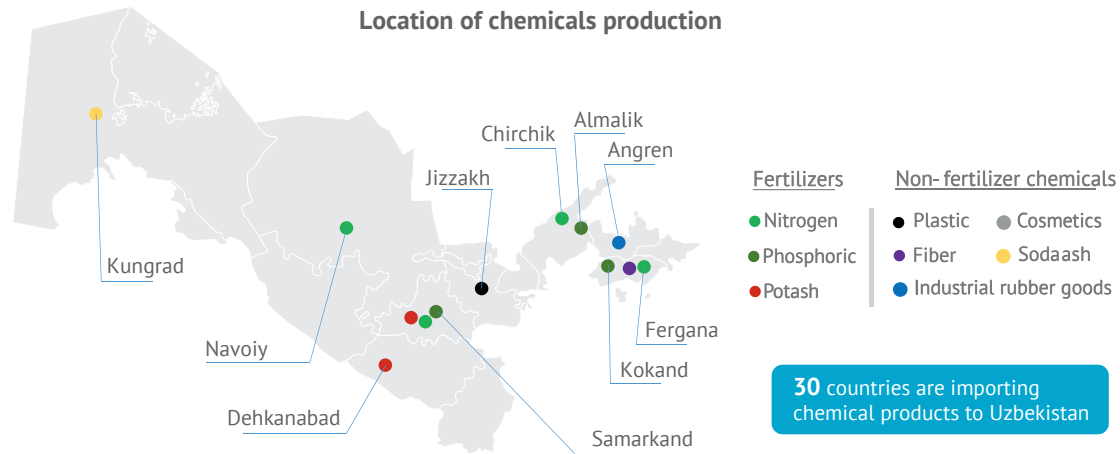
billion cubic meters of gas processing capacities

The oil and gas industry's main products include LPG, condensate, PP, PE, diesel, gasoline, and others.

At the same time, Uzbekistan enjoys vast potential in renewable energy.  
Uzbekistan's total solar potential is about **51** billion tons of energy.



# Chemical Industry



Production of mineral fertilizers thousand tons

Year	Nitrogen fertilizer production			Phosphate fertilizer production					Potash fertilizer production
	Ammonium nitrate	Urea	Ammonium sulfate	Ammophos	RZ-agro	Supraphos	Superphosphate	Nitrocalcium phosphate fertilizer	Potassium chloride
2018	1549	529	200	34	231	9	147	29	304

180 + chemical products are produced in Uzbekistan





## Pharmaceuticals



Exemption  
from taxes

Exemption  
from customs

Free use of land

Uzbekistan's flora includes  
**4,500** grass species

There are **577** curative plants  
in Uzbekistan, with only **100**  
of them currently used  
in medical science

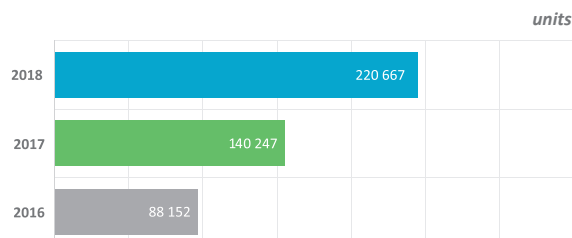




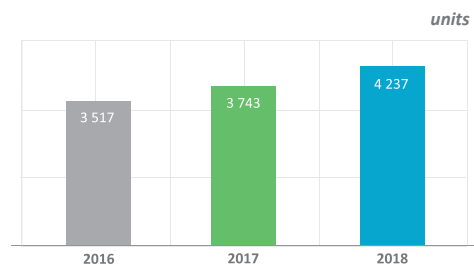
## Automobile Industry



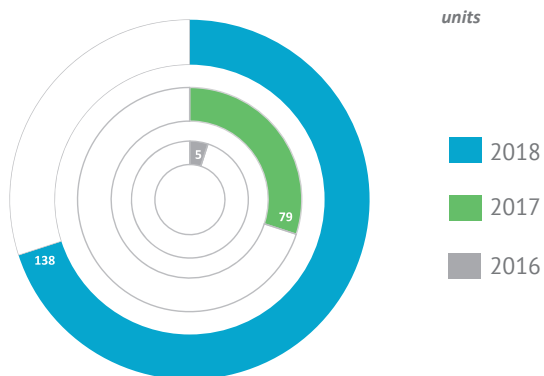
Production of cars



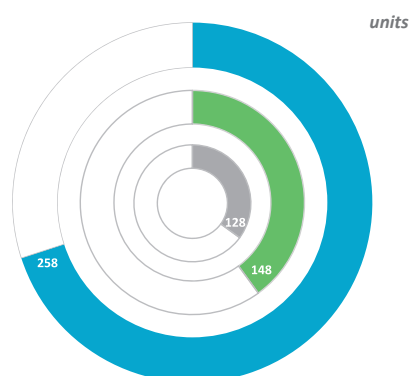
Production of trucks



Exporting of buses



Exporting of trucks

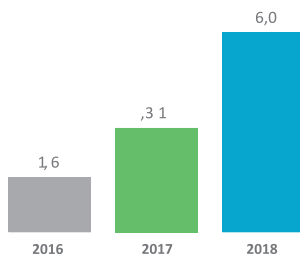




## Construction Materials

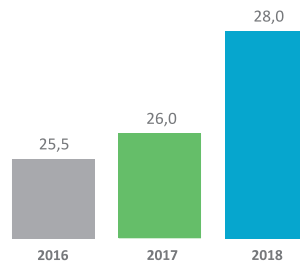
### Ceramic tiles

million square meters



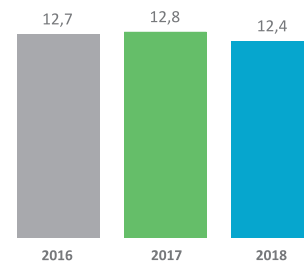
### Drywall sheets

million square meters



### Glass

million square meters



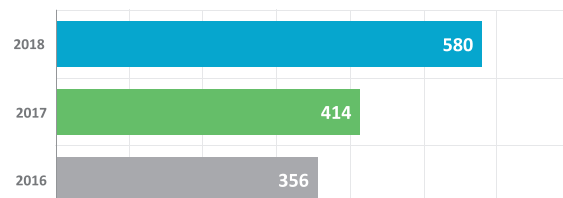
### Cement production

million tons



### Construction materials production

million USD

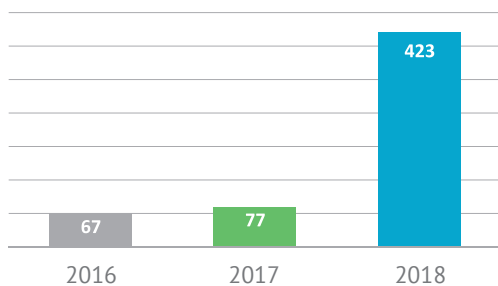






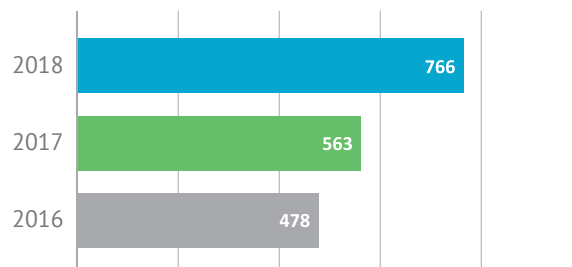
## Leather Processing Industry

Number of companies in the leather industry



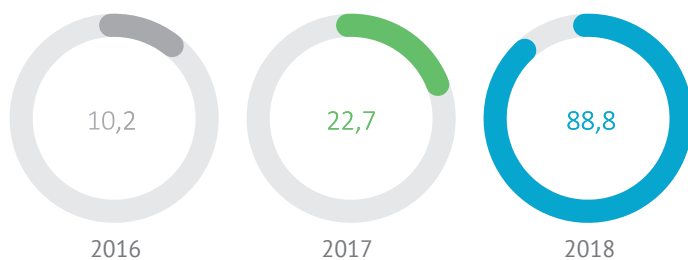
Leather production

million square meters



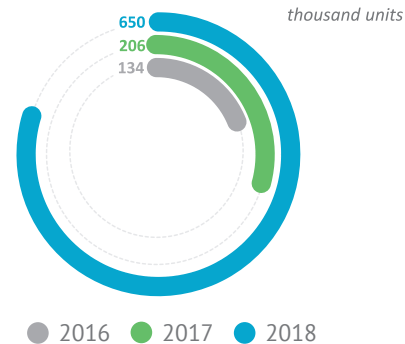
Production of shoes

million pairs



Production of bags

thousand units

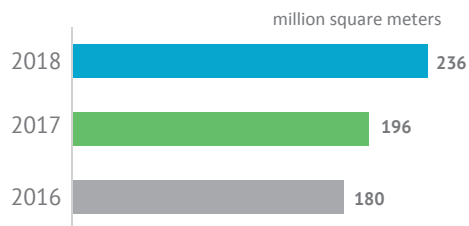




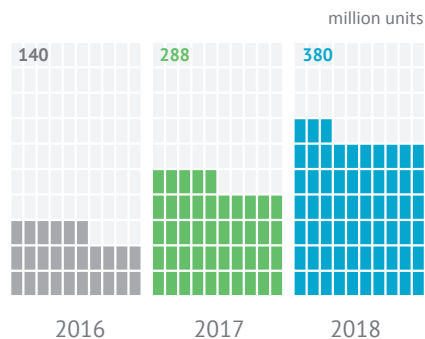
## Textile Industry

### Production

Fabrics

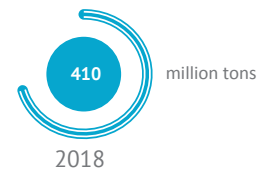


### Ready products

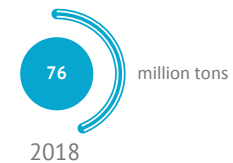


### Production

Cotton yarn

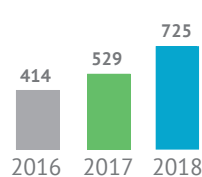


Knitted fabric

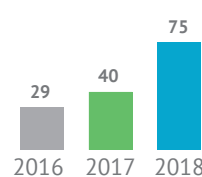


### Export

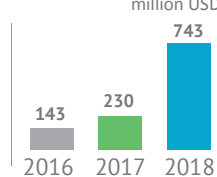
Cotton yarn



Fabrics



Ready products  
million USD



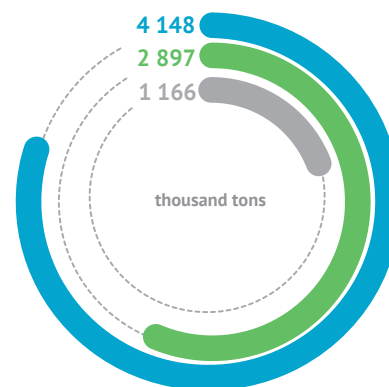


## Sericulture Industry

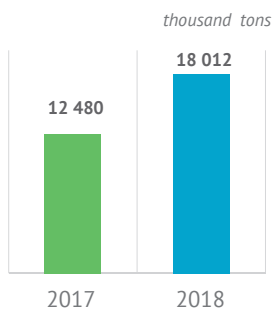
Silk products exported



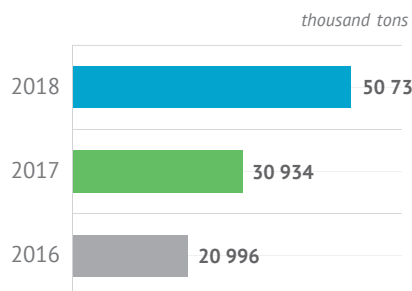
Processing of cocoons



Production of silk cocoons



Silk products export



● 2016 ● 2017 ● 2018

Uzbekistan is the world's 3<sup>rd</sup> largest producer of silk cocoons

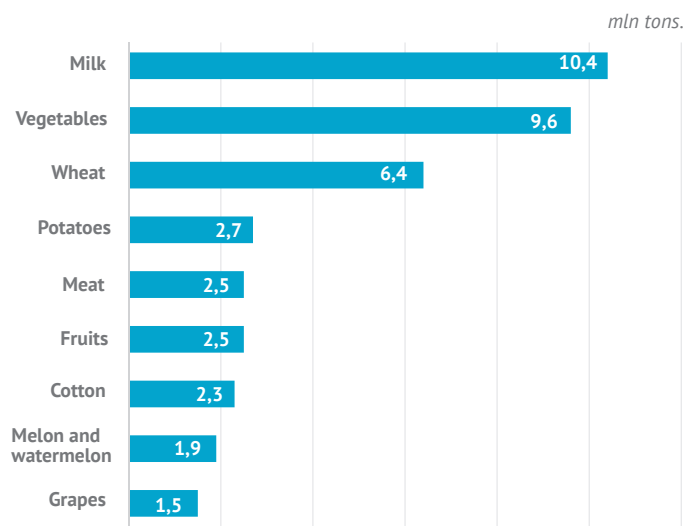
There is a 50% increase of cocoon production capacity each year





## Food Industry

Production for 2018



Production (2018)	Export (2018)
\$ 15 billion	\$ 889,6 million
39,8 million tons	1,25 million tons

Sunny days - **320**

Harvest per year - **3** times

**180** types of food products  
are exported to **80** countries

### Uzbekistan Ranking in World Exports

2 Apricot

Dried apricots 4

2 Raisins

Legumes 5

3 Persimmon

Cherries 5





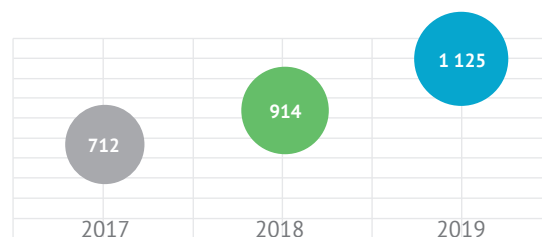
## Tourism

Visitors from all over the world

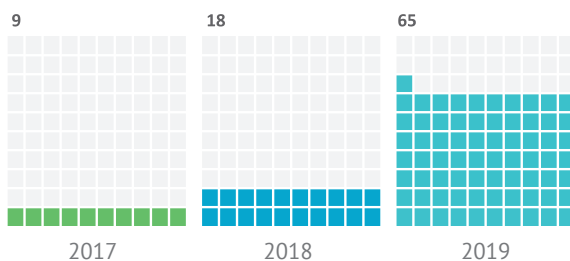


Number of hotels

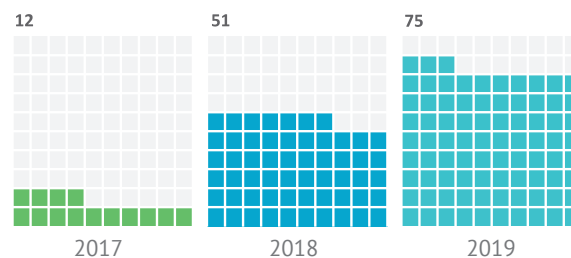
units



Number of countries with visa free regimes



Number of countries with simplified visa regimes



There are **7,476** cultural heritage cities in Uzbekistan, while historic centers of the cities of Bukhara, Samarkand, Khiva and Shakhrisabz having been included in the UNESCO World Cultural Heritage list



---

This guide was developed and published with the support of UNDP projects “Business Climate Improvement in the regions of Uzbekistan” and “Support to Investment Climate Improvement in Uzbekistan”, Chamber of Commerce and Industry of Uzbekistan, Ministry of Investments and Foreign Trade of the Republic of Uzbekistan and with the technical support of the British Embassy in Uzbekistan.

The views, statements, analysis and conclusions outlined in this publication belong to the authors and express their views only, they do not constitute the official view of the United Nations, including UNDP or UN member countries, and do not necessarily reflect the official view of the British Embassy in Uzbekistan. Accuracy of the provided data in the publication is sole responsibility of the authors.

The designations employed and presentation of the material on the maps used in this publication do not imply the expression of any opinion whatsoever on the part of the Secretariat of the United Nations or UNDP Uzbekistan concerning the legal status of any country, territory, city or area, or of its authorities, or concerning the delimitation of its frontiers or boundaries.

The electronic version of the guide is available on the Internet at the website of the United Nations Development Program in Uzbekistan ([www.uz.undp.org](http://www.uz.undp.org)) and the Chamber of Commerce and Industry ([www.chamber.uz](http://www.chamber.uz))

The figures in the guide, including prices, salary levels, rent and other rates, as well as data on assets for rent and investment projects, are all relevant at the time of this publication's preparation (June 2019).

ISBN: 978-9943-5809-1-6



9 789943 580916

UDC 330.322(575.1) LBC 65.9(5U)-56 I-70  
Invest in Uzbekistan - Tashkent : Uzbekistan, 2019. - 24 p.

Printed in «PRINTUZ»PE  
Address : 41/2, Mirabad str., 100015, Tashkent  
Order № 1710

Baktria press, 2019

